

## **ANRPB Rota Virus and General Survey of Australian Flyers/Fanciers**

By Late April 2018 496 Flyers and Fanciers provided feedback to the survey initiated by the ANRPB – to those flyers/fanciers and club secretaries the ANRPB wishes to thank them for the assistance and support. It was deemed important to try and capture a snapshot of the pigeon world in Australia for the provision of the Rota Virus (RV) vaccine, and the general information the other questions asked.

The 496 flyers/fanciers represent probably less than 25% of the flyer/fancier population in Australia but represents a reasonable sample size to interpolate the results to the flyer/fancier population.

### **Conclusions**

Most of the results are obvious and self-explanatory.

**Part A** indicates that most flyers are likely to purchase the vaccine when available. That the average number of pigeons kept by flyers/fanciers is nearly 200, and that there are a few lofts (either race studs or large fancy lofts) with quite high number (more than 400 pigeons).

**Part B** is a more general snapshot of the pigeon world in Australia in 2018 covering age of flyer/fancier, years in the pigeon fancy, number of pigeons kept (stock/race/birds bred yearly), vaccination routines, health routines etc.

The questions relating to RV illness, vet confirmation of RV etc indicate the general level preparedness to check with vets when flyers/fanciers know they have a serious illness, and the preparedness to treat accordingly.

In addition, the questions relating to vaccinating for PMV are relevant because this will indicate the probability of flyers/fanciers vaccinating for RV (notwithstanding the indications in Part A).

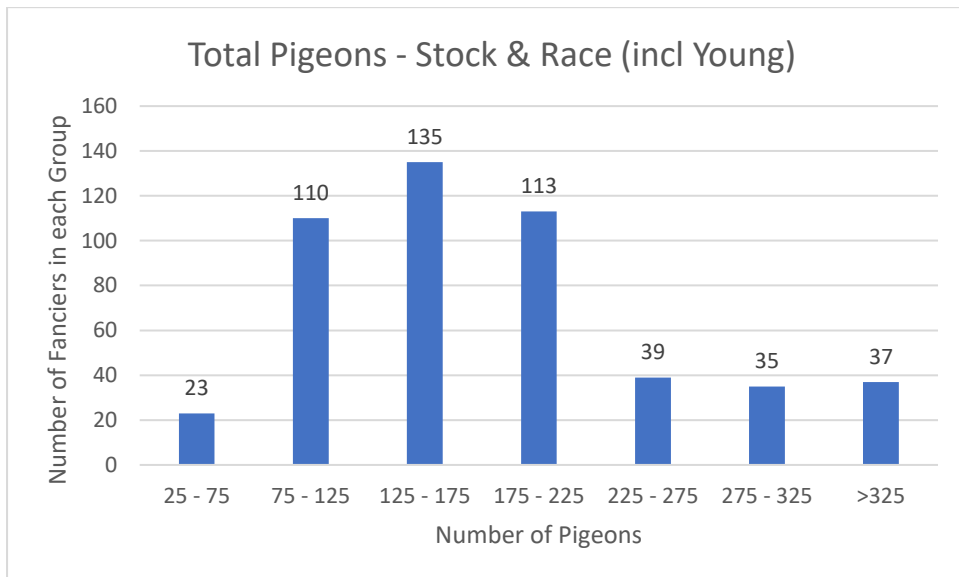
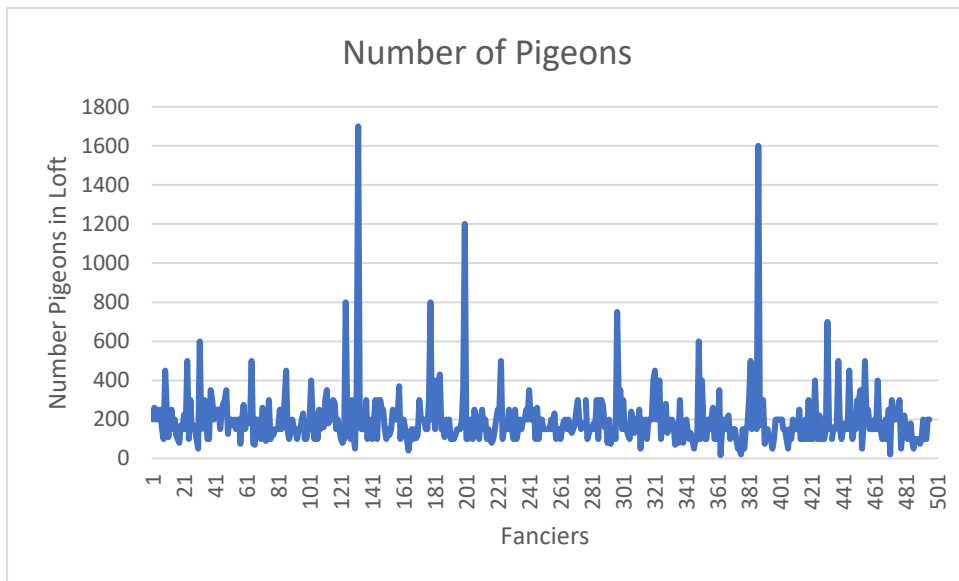
The last section relates to how flyers/fanciers go about the job of keeping their birds healthy.

### **Results Part A**

Do you intend to purchase the RV vaccine?

Yes - 453	No - 20	??? - 13
-----------	---------	----------

How many pigeons in loft? – Average – 193



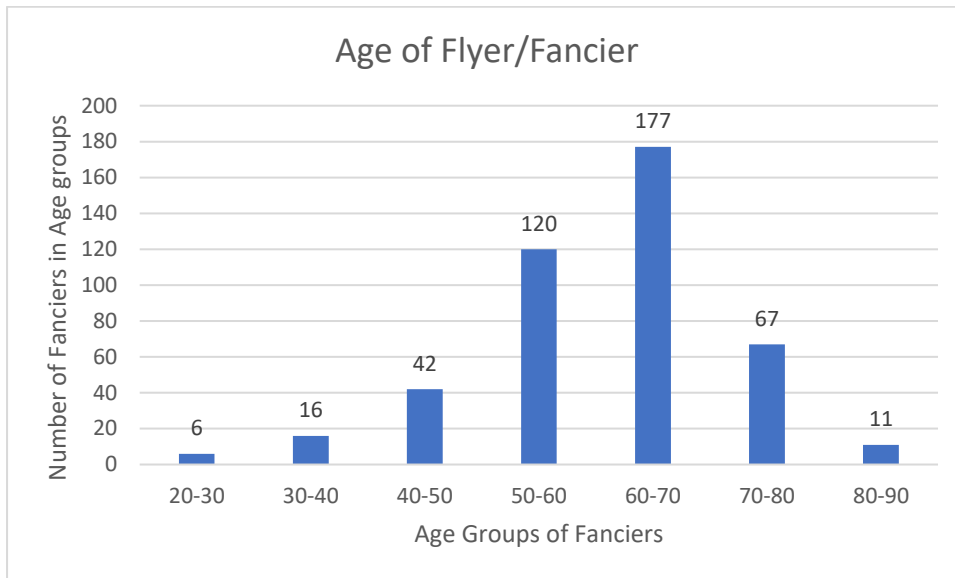
Although the average per loft is nearly 200, the greatest grouping of loft numbers is in the 125 to 175 group.

Do you have access to a vet?

Yes - 358	No - 122	??? - 16
-----------	----------	----------

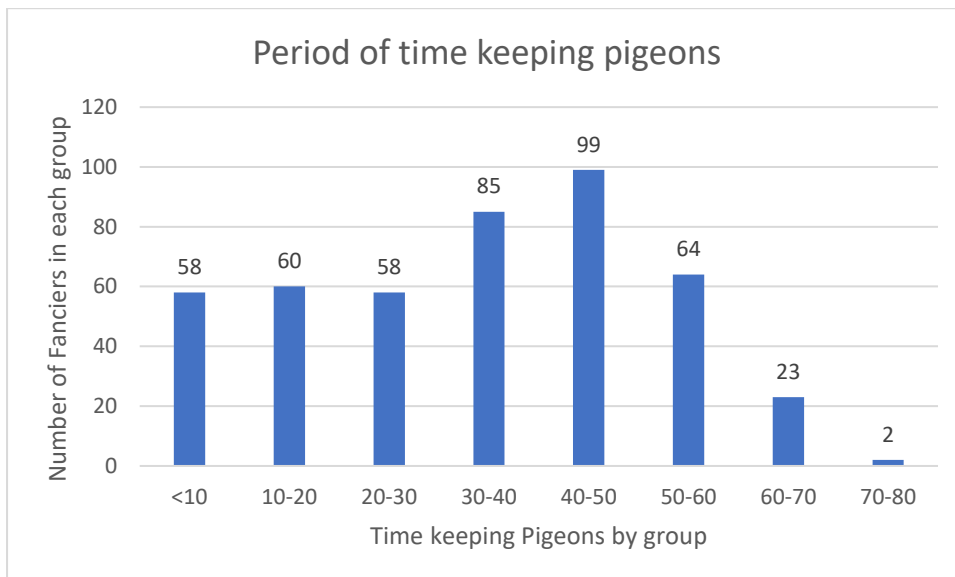
## Results Part B

Age of Flyer/Fancier? – Average 55 years



Although the average age of all flyers/fanciers is 55 years, the largest grouping is the 60-70 years age group.

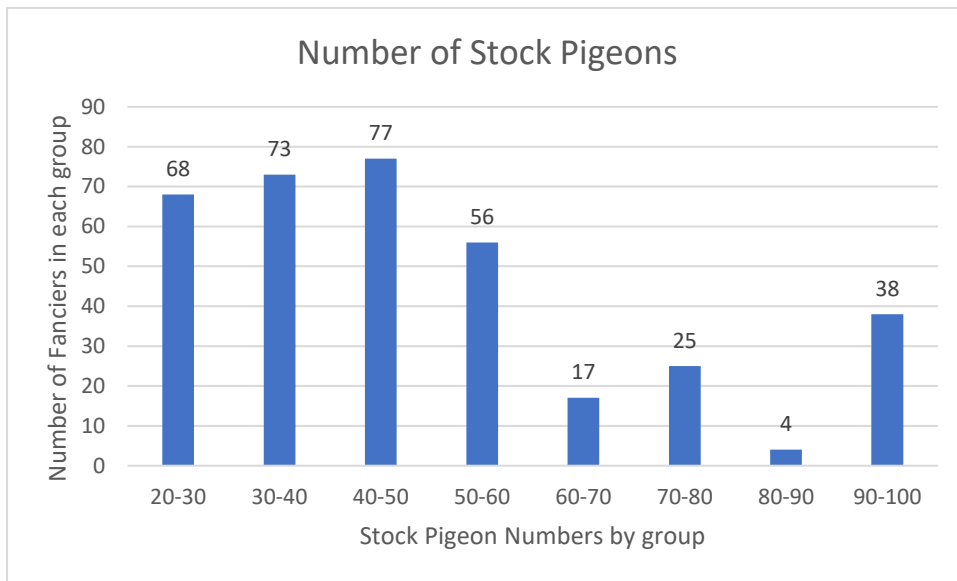
Period (of time) keeping pigeons? – Average 33 years



Type of Pigeon advised?

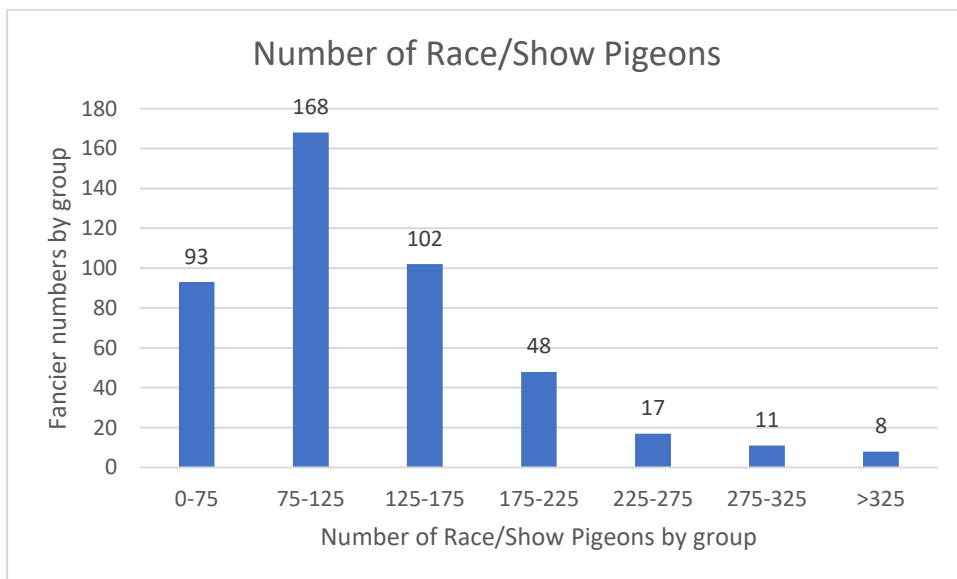
Race - 397	Fancy - 55	Not Advised - 44
------------	------------	------------------

Number of stock pigeons? – Average – 57



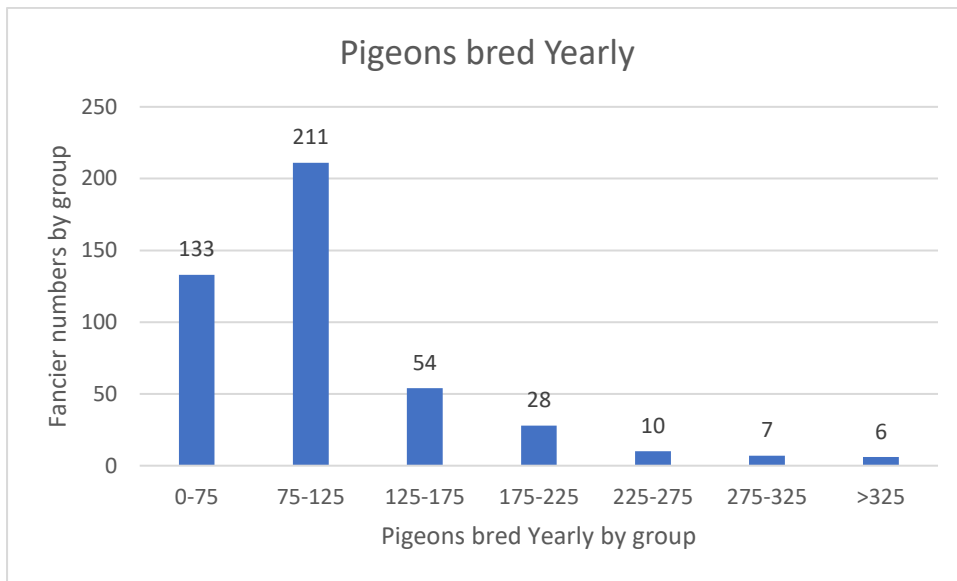
Most flyers/fanciers have between 20 and 60 stock birds.

Number of Show or Race pigeons? - Average – 121



Most lofts have between 75 and 175 race/fancy birds

Number of pigeons bred yearly? – Average – 99



Most flyer/fanciers breed between 75 and 125 pigeons yearly.

Has your loft been infected by RV?

Yes – 111

No – 339

Not Advised - 46

Deaths due to RV infection?

Low – 1

Average – 18

High - 130

Did you race or show pigeons in 2017?

Yes – 164

No – 272

Not Advised - 60

Loft treated with 'PooVac'?

Yes – 112

No – 327

Not Advised - 57

Deaths/Illness following 'PooVac'?	Average - 3.1
Vet consultation if RV suspected	Yes - 45 No - 134 Not Advised - 317
Do you routinely vaccinate for PMV each year?	Yes - 435 No - 11 Not Advised - 50
Vaccinate PMV Stock?	Yes - 403 No - 13 Not Advised - 80
Vaccinate PMV Race?	Yes - 431 No - 10 Not Advised - 55
Vaccinate PMV Young?	Yes - 420 No - 12 Not Advised - 64
Do you routinely consult a vet for pigeon illness advice?	Yes - 222 No - 228 Not Advised - 46
Purchase of drugs for the prevention of illness?	Yes - 367 No - 83 Not Advised - 46

